

CIFAL Argentina makes AQUERA technology available:

- **Immediate detection of the viruses of the coronavirus family.**
- **Immunization by audio frequency.**
- **Treatment through Audiotherapy.**

Information:

What is CIFAL Argentina?

CIFAL Argentina is a Public Private Alliance between UNITAR / UN and Fundación Luciérnaga. This alliance arises from a cooperation agreement between the United Nations Institute for Training and Research UNITAR, based in Geneva, Switzerland, and the Luciérnaga Foundation, duly constituted and governed by Argentine legislation, based in Neuquén, Argentina, as a center of excellence in the region for offering specialized training programs, access to technical resources and knowledge in key areas for development. CIFAL is a French acronym that means "International Center for Training of Authorities and Leaders" (CIFAL), then Argentina refers to its geographical location, this does not imply limited jurisdiction since any CIFAL Center is authorized to operate regionally or globally.

<http://www.cifalargentina.org/>

<https://www.unitar.org/about/offices-training-centres-around-world/cifal-global-network>

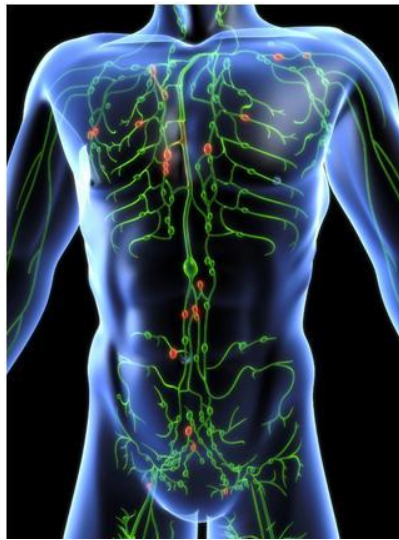
Why does CIFAL Argentina provide this technology?

The fundamental mandate of the CIFAL Global Network on the five continents is to provide solutions to problems linked to the 17 UN SDGs (Sustainable Development Goals) in the 2030 Agenda; SDG 3 forces us to work in the thematic area of Health and Wellbeing, within that category CIFAL Argentina has been carrying out academic work in Neuroscience and Quantum Physics applied to genetics and human health since 2016, consequently it has links with agencies and laboratories that research in these categories. Starting from the emerging health, today declared a pandemic, scientists from the area and entities that have been investigating for decades about this technology have been summoned.

What is the technology and its foundations?

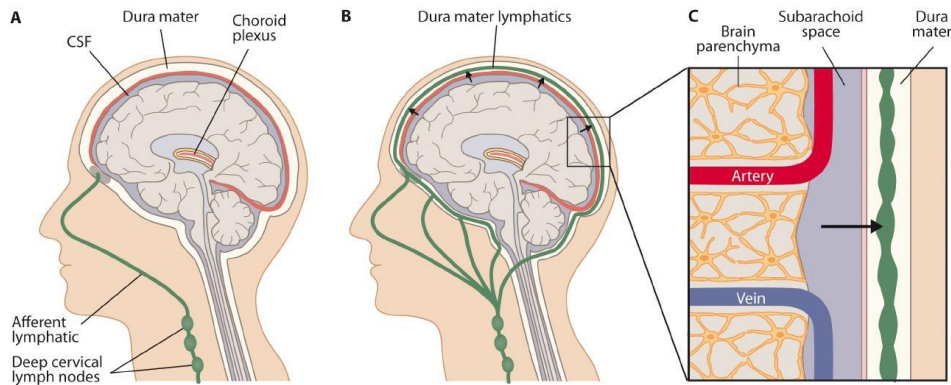
The technology that has been developed, called Aquera, is based on quantum physics, and allows establishing a reading of the processes of the immune system through the relationship with the nervous system. This reading or capture of relevant data is carried out through a simple EEG (Electro Encephalon Grama) of four sensors for 3 minutes; These data are processed by sophisticated software that informs us of the health status of the person tested. It is also performed by micro-frequency analysis of the human voice.

We know that the lymphatic system is permanently monitoring the entire body with a bio-immune-surveillance program, so that specific immune responses can be deployed when necessary. Like small streams that converge to a main stream, the fluid passes through the lymph nodes and eventually makes its way into the bloodstream, so the immune system can scan for infection. When a tissue is infected with a pathogen, such as a virus, fungus, bacteria, or parasite, pieces of the pathogen end up in the lymphatic fluid. These fragments, along with immune cells from infected tissues, reach the lymph node. The lymph node cells then react to coordinate a specific immune response to the pathogen.

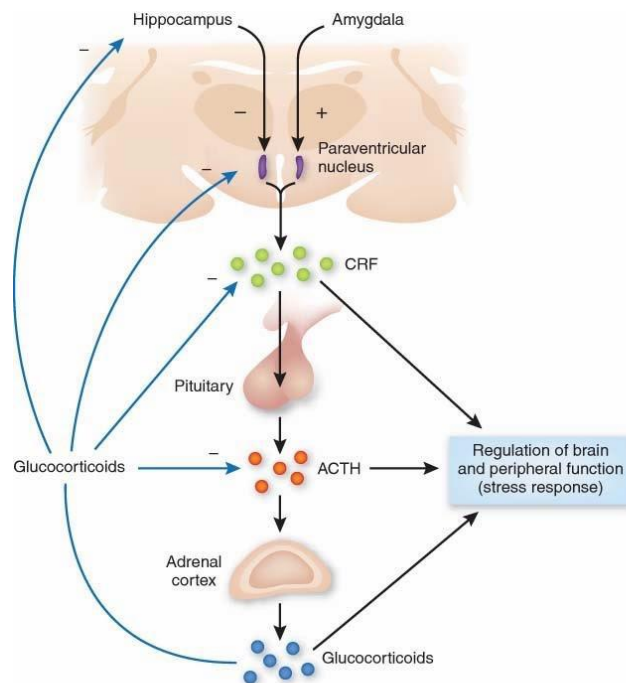


The body's defense against harmful stimuli or harmful antigens depends on the recognition detection of these antigens. Recognition is followed by activation of innate and adaptive immune responses. Initial antigen testing is mediated by specific receptors located on monocytes, macrophages, and dendritic cells and leads to the production of cytokines, these bind to receptors on the cell surface and warn other macrophages that the microorganisms are close by and have to destroy. They also go to the lymph nodes to warn the immune system. Key cytokines in the innate and adaptive immune response include: TNF- α , IL -1, IL -2, IL -4, IL -5, IL -10, IL -12, interferon-type (IFN- α), and IFN - β), IFN - γ and TGF - β .

The recently discovered lymphatic meningeal vessels, located in parallel to the dural sinuses and meningeal arteries of the Central Nervous System, allow us to achieve a reading of the health status of the person tested.



The information that reaches the brain does so through the lymphatic vessels that interact with specific immune cells in the brain called microglia. The lymphatic vessels also extend out of the brain, carrying information (instructions) from the brain to the immune system in the body to fight against the particular destruction of cells like viruses and cancer cells. We know that the endocrine system and the autonomic nervous system can also connect the brain and the immune system, apart from the lymphatic system. The concept that the brain can modulate immune activity stems from the theory of stress.



The brain influences the immune system through neuropeptides that control the endocrine system, such as ACTH. This hormone stimulates the adrenal gland. The activity of this adrenal gland influences the function of T and B cells (immune cells).

Through the EEG, it is possible to access specific information on the existence of various pathologies and the precise identification of viruses, bacteria, fungi and other parasites that previously have knowledge of the genetic chain of their DNA.

The EEG measures patterns of brain waves. The system makes several comparisons between patient frequencies and known frequencies to find patient frequency imbalances. Knowing the frequencies, the DNA of the virus is identified.

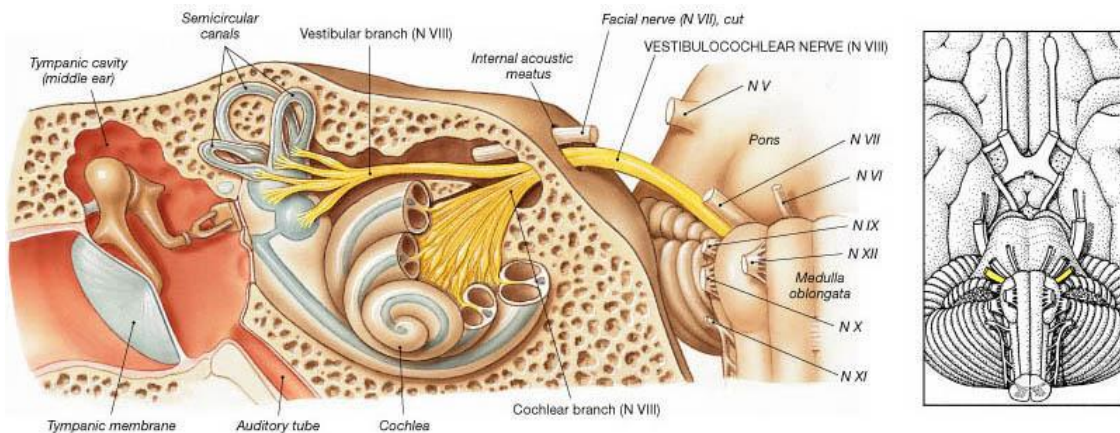
For example: herpes simplex virus DNA, Type 1, strain F

```

1 ctgtcgccgg tatggggcat gatcagacga gccgcgagcc ggcggttggg ccctgtacag
61 ctcgcgcgaa ttgaccctag gaggccgcca cgcgcccagag ttttgcgttc gtcgctggtc
121 gtcgggcgcc aaagccccgg acggctgttc ggtcgaacga acggccacga cagtggcata
181 ggttgggggg tggcccgaca tagcctcggc gtacgtcggg aggcocgaca agaggtccct
241 tgagatgtcg ggtggggcca caagcctggt ttccggaaga aacagggggg ttgccaataa
301 cccgcocagg ccaaaactcc ggcgtcgcgc acgtogttcg gcgcggcgcc gggcgcgcgc
361 agcggctcgc tgggcggctt ggcgtgagcg gccccgctcc gacgcctcgc cctctccgga
421 ggaggttggc ggaattggca cggacaacag gggcccagca gagtacggtg gaggtgggtc
481 cgtgggggtg tccagatcaa taacgacaaa cggcccctcg ttctaccag acaagctatc
541 gtaggggggc ggggatcag caaacgcgtt ccccgcgctc cataaaccgc cgtcgggttg
601 cgcgcctccc gaagccatgg atgcgcccc aagccacgac
    
```

APPLICATION OF SOUND FREQUENCIES IN AUDIO THERAPY QUALITY:

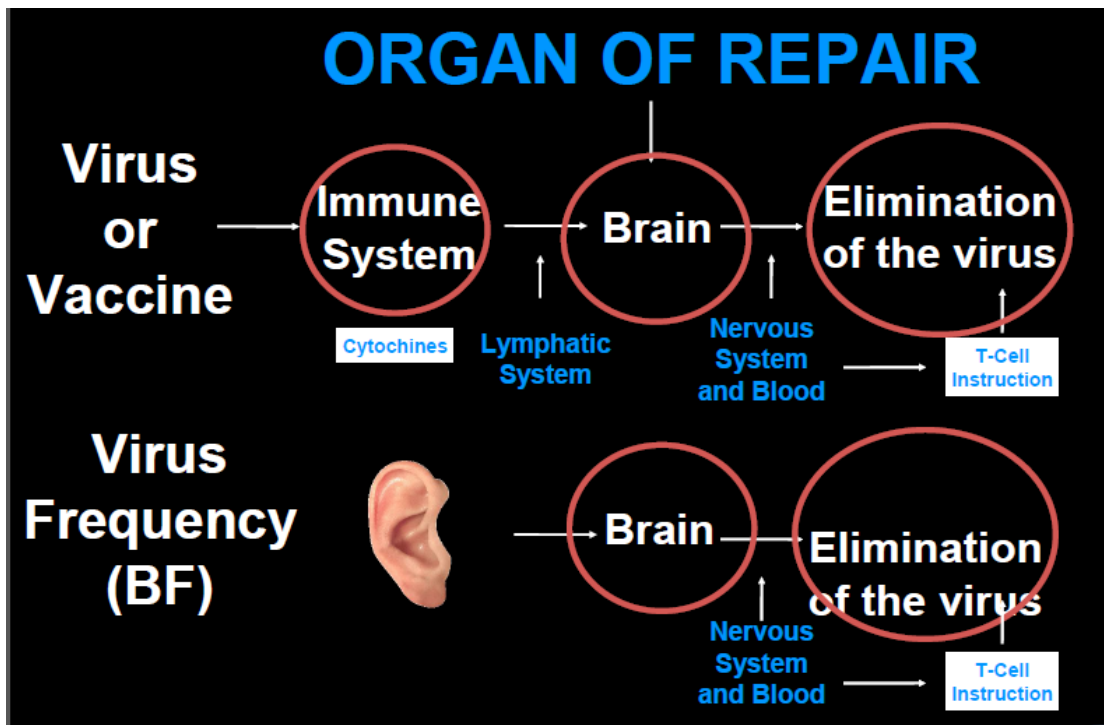
With the technology called Aquera, we use the ear to transport information to the brain so that it can repair what our body needs. It does this through electronic instructions, for T cells. The cochlear nerve, the sensory auditory nerve, carries information from the cochlea directly to the brain.



IMMUNIZATION FOR AUDIO FREQUENCIES:

A vaccine is a biological preparation that improves immunity against a particular disease. It contains an agent similar to a disease-inducing microorganism: a bacterium, virus, or toxin that activates the body's immune system.

In a similar way it is possible, and in fact is done, to introduce the information to the immune system through AUDIOFREQUENCES without the need for a biological preparation:



The technology that is made available was developed based on studies based on physics, quantum physics, biochemistry, epigenetics, psychology and other research fields from different universities around the world.

Its base is in bio-physics; Although we may see the world as "chemical", in reality, we process electronic signals; signs that signify vibrations (waves) with a message (instructions) in it. Resonance (like a signal) is a phenomenon that only occurs when the frequency to which a force is applied is equal to or almost equal to one of the natural frequencies of the system in which it operates, this causes the system to oscillate with an amplitude greater than when the force is applied at other different frequencies (resonance frequencies). This is the power base for the success of audio frequency immunotherapy.

DETECTION: What is necessary to implement a health module applied to virus detection?

- An office that complies with sanitary biosafety standards,
- A latest generation i7 computer with Windows 10,
- Internet of high speed,
- The software and EEG are provided by CIFAL Argentina.
- The trained professionals are provided by CIFAL Argentina or train doctors and nurses if they act massively.
- The EEG scan lasts only 3 minutes and the results are immediate.

TREATMENT: What is necessary to implement an IMMUNIZATION plan, or to therapeutically combat the coronavirus in an infected person?

- That you have a cell phone with an android or iphone program,
- A binaural low frequency earphone with a minimum range of between 5Hz. at 24Khz.
- The duration of treatment will depend on the level of infection and the quality of response of your immune system.
- In compliance with biosafety protocols, it can be treated in your private home, without being hospitalized.

Mounting of mobile units:

It is possible to set up mobile units to serve in distant locations, as long as Internet access is available with an excellent signal.

VIDEOS on external links:

About coronavirus detection in voice analysis:

Israel tests innovative app to identify vocal "footprint" of coronavirus patients

<https://www.infobae.com/america/tecnologia/2020/03/24/israel-prueba-una-innovadora-aplicacion-para-identificar-la-huella-vocal-de-los-pacientes-con-coronavirus/>

About the institutions involved:

UNITAR: <https://www.youtube.com/watch?v=tcB-PFjz2A0&feature=youtu.be>

UNITAR: <https://www.youtube.com/watch?v=CB-ejAten5o&feature=youtu.be>

AQUERA: <http://www.cifalargentina.org/wp-content/uploads/REPORTAJE-TV-OGLOBO.mp4>

AQUERA: <https://www.youtube.com/watch?v=3qOBx5kWpT0>

CIFAL Argentina: https://www.youtube.com/watch?v=IJ-YX0_5Hpk&feature=youtu.be

On foundations in science:

THE IMMUNE SYSTEM CONNECTS WITH THE NERVOUS - Dr. Antoine Louveau. (University of Virginia Health System)

https://www.elconfidencial.com/alma-corazon-vida/2015-06-08/sistema-linfatico-nervioso-cerebro-neurologo-antoine-louveau_874868/

Related scientific articles:

Skille, O., Wigram, T., & Weekes, L. (1989). Vibroacoustic Therapy: The Therapeutic Effect of Low Frequency Sound on Specific Physical Disorders and Disabilities. *Journal of British Music Therapy*, 3(2), 6–10. <https://doi.org/10.1177/135945758900300202>

Zheng, A., Sakari, R., Cheng, S., Hietikko, A., Moilanen, P., Timonen, J., ... Cheng, S. (2009). Effects of a low-frequency sound wave therapy programme on functional capacity, blood circulation and bone metabolism in frail old men and women. *Clinical Rehabilitation*, 23(10), 897–908. <https://doi.org/10.1177/0269215509337273>

The Psychological and Physiological Effects of Low Frequency Sound and Music
[Tony Wigram, LGSM\(MT\), Dip Psych., RMTh RMT](#) *Music Therapy Perspectives*, Volume 13, Issue 1, 1995, Pages 16–23, <https://doi.org/10.1093/mtp/13.1.16>


Extremely low frequency electromagnetic field enhances human keratinocyte cell growth and decreases proinflammatory chemokine production
[G. Vianale, M. Reale, P. Amerio, M. Stefanachi, S. Di Luzio, R. Muraro](#)
<https://doi.org/10.1111/j.1365-2133.2008.08540.x>

Contact:

Dr. W. José Kirby

Jose.kirby@cifalargentina.org

Skype: Walterky

 +54 299 5025171